

Adventures with Autism: The Airport Experience!



A Guide for Children



AUTISM SPEAKS™
It's time to listen.



Traveling with your family is lots of fun! Lots of people drive in the car to a vacation, but sometimes when your family is going somewhere that might be too far away to drive, you might decide to take an airplane!




The thought of traveling on an airplane might seem scary at first, but it is actually really cool! Before you go to the airport, it might be helpful to know a little bit about what to expect.

After you pack your bags for your trip, you and your family will probably take a car or a train to the airport. There might be some traffic going to the airport because it is such a popular place to go.



The airport is usually very busy and there are sometimes long lines, so most people like to get there an hour or sometimes even two hours before the plane is scheduled to take off.




When you get to the airport, the first step is to get your tickets! At the ticket counter, there will be people who work for the airline who will help you check in for your flight. They will give you your ticket and are happy to help if you have any questions!



Once you get your ticket, it is time to go through security. The security checkpoint at the airport can be overwhelming, but don't worry. It is just to make sure everyone is safe!

You will probably have to wait on line with your family. When you get to the front, you will see a tall machine that you will need to walk through. This is a scanner and is just used to make sure nobody traveling on the planes is bringing on anything they shouldn't have with them.



When using the machine, you are not allowed to carry anything, so you will need to take everything out of your pockets and put your bag through a separate machine right next to you so your stuff can go through a different scanner.



You will also probably need to take off your jacket and your shoes and put them through that scanner. Don't worry, you will get all of your things back in just a couple of minutes!

- Once you and your family get all of your stuff back and put your jackets and shoes back on, it is time to go to the gate! At the airport, there are usually hundreds of even thousands of people because they are all traveling to different places.
- There might be a plane going to New York City or California, one going to China or one going to Australia! Each plane has its own gate. Your ticket will tell you where the plane is that will take you to your vacation!






Sometimes you will have some free time after you get through security and before your boarding time, which is when it is time to get on the plane. Airports usually have lots of different stores and restaurants, so you can get a snack or a book for your flight! There are lots of seats at the gate too so you can just sit there with your family if you'd like.



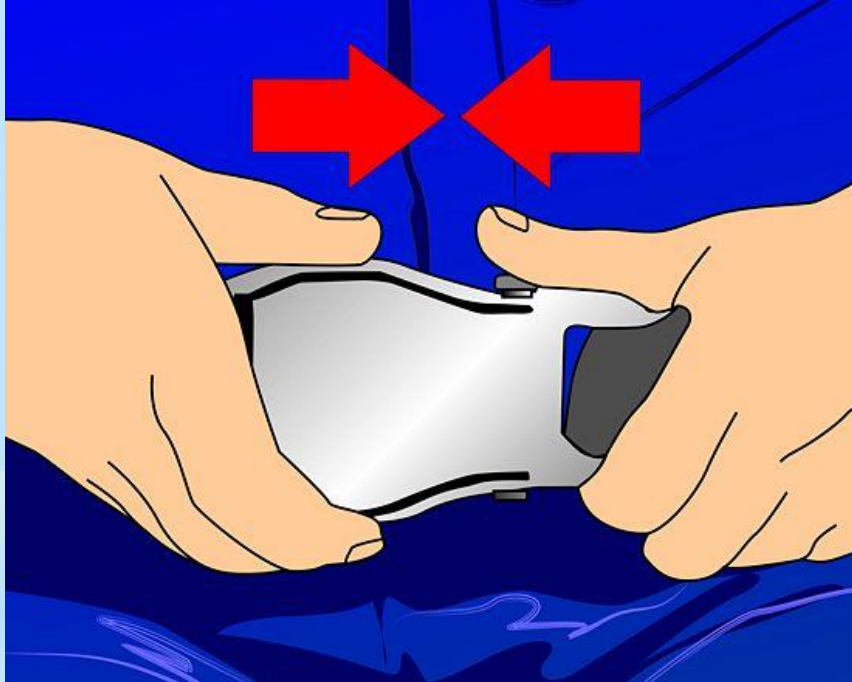
There will be an announcement on the loud speaker when it is time for you and your family to board. You will need to show the nice person at the gate your ticket, and then you can finally get on the plane!

On your way to the plane, you might have to walk down a short ramp. It might feel a little bit like you are walking down a small hill. You are almost there!





Each person on the plane has an assigned seat that is printed on your ticket. You are probably sitting with your mom and dad or maybe your sister or grandma, so they will help you find your seat.



Just like when you get in the car, the first thing you will need to do when you get on the plane is buckle your seatbelt!



There will be very nice men and women in uniforms called flight attendants. They will help you while you are on the plane and they are very friendly.

Before you take off, the flight attendants will make some announcements. You might even hear from the pilot who is up in the cockpit! Then it will be time to go!





Before the plane is ready to go, the flight attendant will announce that everyone needs to **turn off** their electronic devices - iPads, cell phones, computers, etc.

Don't worry, you can still read, play with toys or color. And you will be able to turn your device back on as soon as you are in the air! It just has to be **off** during takeoff and landing.

The plane will go pretty fast down the runway and before you know it, you will be up in the air! You should remember to bring something fun like a toy, a book or an iPad to play with when you're on the plane.



There will be a bathroom on the airplane. It will be smaller than your bathroom at home, so you might feel a little bit cramped if you need to use it. You and your mom or dad might want to go take a look at the bathroom before you take off so that you know where to go if you decide you need to use it while you're in the air.





During the flight, the flight attendants will come around with drinks, and sometimes even a snack! You can also bring snacks of your own if you want!

When the plane lands on the runway you may have to wait a few minutes to get off the plane. Once you get off, you will be at a gate that is similar to the one where you got on the plane, just in a brand new place!





When you get off the plane, follow the signs for the airport exit. You are ready to go! Your friends might be picking you up at the airport, or maybe your family is renting a car! There are also airports with buses and trains to take you to your destination.

It's time for your trip to begin! Have fun!

